



DIVE MASTER TRAINING



This could be yo



**DRAGON DIVE
KOMODO**



WHAT'S A DIVEMASTER COURSE?

You will become a PRO DIVER !

Hello, little fish!

We are thrilled to present to you our tailor-made Divemaster PADI program, designed especially for you. Prepare yourself for an incredible adventure with us in one of the world's finest diving destinations: the National Park of Komodo. Our utmost joy lies in sharing our deep love for Scuba Diving and preparing you to become an exceptional scuba diving professional. We can't wait to see you soon!

Many bubbles,
Choosing the right place and instructors for your Divemaster training is just as crucial as deciding to embark on this journey in the first place :)

So let's dive right in and discover more about the requirements to become a Divemaster and determine if Komodo and DRAGON DIVE are the perfect fit for you...

Will, Kevin & Kit

Contents

Intro

Why scuba dive with Dragon Dive
Komodo

Location

Life in BAJO

Environmentally Friendly

Komodo national Park

Location

Where to stay

Dive Site

About Dragon






**DRAGON DIVE
KOMODO**




WHY DIVING WITH



Dive, Sleep & Socialize in one of the best hotel in Town



PADI 5* IDC
Top quality Training




Real review by a real guest!



4 Custom made wooden boats included Liveboards



Komodo National Parc
One of the TOP 5 best scuba destination in the world.



Custom-built pool for Scuba diving (and IDC PADI) -> made for diver (only one in town !)



Dive , sleep,
socialize, repeat !
The Vibe of Labuan
Bajo !

Top Quality Training!



At Dragon Dive Komodo, we take great pride in our commitment to producing top-notch Divemasters and instructor candidates. To ensure the highest level of attention and personalized training, we limit the number of Divemaster trainees to only 4 to 6 individuals at a time. This allows us to focus on your individual learning needs and transform you into a skilled professional over the course of 6 to 8 weeks.

As the exclusive 5* IDC dive center with a pool dedicated to safe practice, we provide an unparalleled training environment. Our team is dedicated to guiding you towards becoming a certified PADI instructor, and we maintain rigorous quality standards. We keep ourselves up-to-date with the latest practices and techniques through regular collaboration with our Course Director.

Each member of the Dragon Dive Komodo family has been carefully selected based on their talent, friendliness, commitment to safety, multilingual skills, and passion for diving, the ocean, and the environment.

Lastly, it is important to note that our primary goal is to equip you with the necessary skills to secure employment in the diving industry. This is the key to your success in your future diving career.

All reviews about Dragon Dive Komodo are the opinions of real customers.

THE DIFFERENCE is there.

We do have “only” 300++ reviews from real guests... with real words...



9,4 / 10
500+ reviews

"Exceptional"



3 Customs made daily and liveaboard wooden boats – BE COMFORTABLE & SAFE

During your Divemaster course, you'll spend most of your time on our boats, traveling to and from Komodo National Park, conducting mapping and briefing sessions, and enjoying surface intervals. We understand the importance of your comfort during these activities.

Allow us to introduce you to our fleet of legendary Dragons! We have the cozy Shiryu, measuring 20 meters in length and 3 meters in width. For those who prefer more space, there's Smaug, a spacious vessel measuring 21 meters long and 4 meters wide. And finally, we have Shenron, our beloved liveaboard, cherished by countless divers!

With these exceptional boats, we ensure that your diving experience is not only adventurous but also incredibly comfortable.



KOMODO NATIONAL PARK

You couldn't have picked a more perfect destination than Komodo National Park to embark on your journey as a world-class Divemaster! Not only is it renowned as the global hub of marine biodiversity, offering surreal and life-changing underwater encounters, but it's also famous for its challenging and dynamic currents. Komodo's unique position between the Flores Sea to the North, influenced by the Pacific Ocean, and the Sumba Sea to the South, connected to the Indian Ocean, creates these remarkable currents.

During your training, you will gain comprehensive knowledge of reading currents and tides, as you immerse yourself in these exceptional conditions. This exposure will significantly enhance your diving skills, guiding expertise, and professional acumen.

Moreover, the beauty doesn't stop below the water's surface. The landscape above the water is simply breathtaking, adding an extra touch of enchantment to your surface intervals and exploratory days off. Komodo offers a dreamy environment that will make every moment spent outside the water truly memorable.



ENVIRONMENTALLY-FRIENDLY ORGANISATION MEMBERS

We are proud members and regular contributors to various charitable organizations that strive to make our local community and the world a better place.

One organization that we wholeheartedly support is Longitude 181, and as an Ambassador of Dragon Dive, you will have the opportunity to learn more about their important work.

At Dragon Dive, we are committed to being an environmentally conscious dive center. We take a strong stance against the use of plastic, ensuring that no plastic is present in our operations.

By supporting these charitable organizations and maintaining an eco-friendly approach, we strive to create a positive impact both locally and globally.



AMBASSADEUR
DE LA CHARTE INTERNATIONALE
DU PLONGEUR
MEMBRE RESPONSABLE





LOCATION

- Your home base will be in Labuan Bajo, located on the picturesque west side of the tropical island of Flores. Just a short 1-hour flight east from Bali and only three hours away from Singapore starting from December 2023, Labuan Bajo has become increasingly popular as the gateway to the stunning Komodo National Park.
- Despite its small size, Labuan Bajo exudes a charming and welcoming atmosphere. It's a tight-knit community consisting of friendly locals, expatriates, and fellow visitors. You'll quickly make friends and find yourself immersed in the warm embrace of this town, making it difficult to say goodbye when your Divemaster program comes to an end.
- Although Labuan Bajo may not be dotted with bustling bars along its main strip, we do have a couple of cherished watering holes, including the refreshing pool at Dragon Dive. Additionally, there are breathtaking spots waiting to be explored just a stone's throw away from town.



Where to stay in Labuan Bajo



We highly recommend choosing Dragon Dive Komodo Hotel as your accommodation option. During your PADI Divemaster Course, you can take advantage of our exclusive dormitory, which is specifically designed to cater to your needs. What's even better is that we offer a special rate for our course participants.

Our hotel boasts a beautiful garden area complete with a pool, as well as a bar and restaurant. You can indulge in delicious food and beverages while enjoying some of the most breathtaking views and the company of friendly people in town!

With our continuous efforts to enhance the quality of our services, we are proud to say that Dragon Dive Komodo is now undoubtedly the best place to stay in Labuan Bajo. Our hotel has recently undergone renovations, ensuring a tranquil and well-maintained environment that awaits your arrival.



Komodo National Park

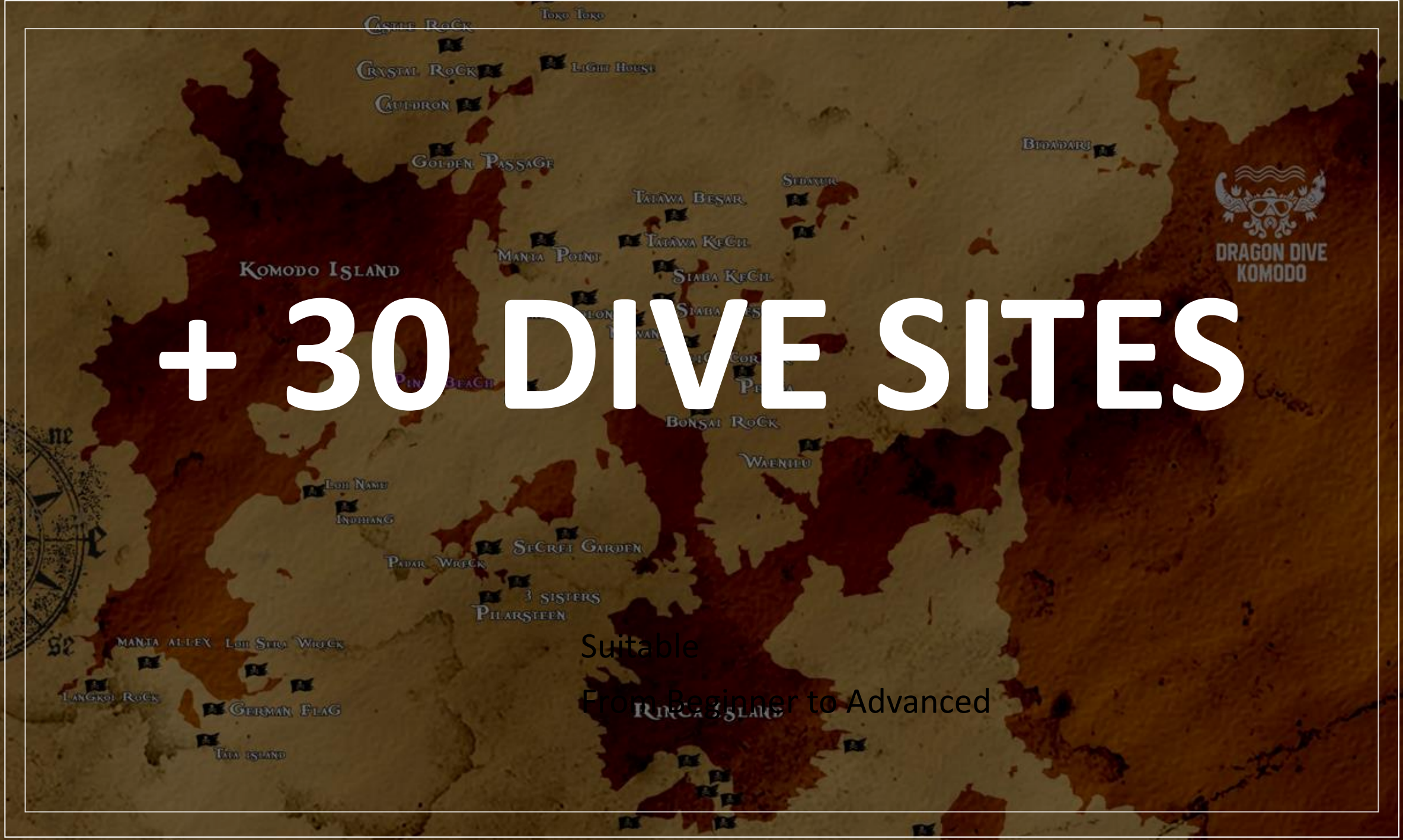
**Recognized as one of the
top dive destinations
in the world and A UNESCO
world heritage site.**

**Welcome to the Coral
Triangle**

DRAGON DIVE KOMODO DIVE SITES

+ 30 DIVE SITES

Suitable
From Beginner to Advanced





ABOUT DRAGON DIVE



ALL ABOUT DRAGON DIVE

"I did my Divemaster t Dreagon dive Komodo. This was the best experience of my life. Thank you to all the team of Dagon dive Komodo (...) great center, great stuff, great team kisses"

Guillaume, France

Before developing more, I would like to ask you some questions:

- Does your level 1 is PADI or other?
- Since when are you a diver?
- How many dives have you?
- How much time can you spend on training?
- Do you have some diving equipment?



What will you learn?


























- Knowledge Development till instructor level
- Diving Skills Development till instructor level
- Assisting PADI instructors in PADI Diver programs
- Organize, conduct, and supervise recreational diving activities, on land and boat



What's the benefice of doing a DMT:


- Has a high level of personal diving skills
- Knows on instructor level in diving theory has significant training in how to assist an instructor during training activities
- Can assume appropriate responsibilities that benefit the welfare of other divers he is employable worldwide and gets paid as a real professional On top of becoming the above, it's also a rich human experience!

A little bit of fun : Comparison table

Features	BLUE MARLIN	UBER SCUBA	DIVE KOMODO	DDK
Integrated Hotel				✓
Pool for unlimited practice	✓			✓
PADI IDC DIVE CENTER	✓			✓
No freelance No turnover				✓
Best Price / Duration				✓
DM Classroom				✓
Dedicated room for DMT		✓		✓
Assisting Guide on real Dive	✓			✓
Unlimited Dive		✓	✓	✓
Environment friendly Aware DC, fuel management...		NA - SSI	NA - PADI	✓
Visa Service, extension...				✓
Price DMT	2000 E	1850 E	1350 E	1550 E

Why are we cheaper?

- We strongly believe that a dive center's focus should not be solely on making profits from divemaster trainees. It entails significant costs and a considerable amount of time to effectively teach someone how to become an excellent dive guide.
- When determining our prices, we carefully calculate our expenses and arrive at a rate that we genuinely believe in. Even after the challenges posed by the COVID-19 pandemic, we have made the decision to maintain our current pricing structure. While we may need to make slight adjustments in response to inflation, we will always strive to keep our prices fair and reasonable.
- It's important to highlight that all our Divemaster Trainees (DMTs) are considered part of our close-knit family. In fact, around 90% of them have continued their journey by completing their Instructor Development Course (IDC) with us.
- The exciting news is that a majority of our DMTs find employment opportunities after completing their IDC, and some even choose to work with us for a season or two. We take pride in our ability to nurture and guide our trainees towards becoming successful professionals in the diving industry.
- Ultimately, our primary goal is not to simply accumulate numbers in our database, but to cultivate a community of exceptional individuals, skilled divers, and competent instructors. We aim to create a supportive environment where people can grow and develop into outstanding professionals.



Now let's talk about the PADI Divemaster Training :)



THE PREREQUISITES FOR THE DMT

PREREQUISITES WITH TWO ** MEANS THAT YOU CAN GET IT WITH US? WITH THE ZERO TO HERO TRAINING.

At least 18 years old

- ** Minimum 40 logged dives before entry into PADI Divemaster Training
- ** Minimum 60 logged dives before certification as a PADI Divemaster
- ** Experience in the night, deep and navigation dive
- ** Be certified as a PADI Advanced Open Water Diver (or equivalent)
- ** Be certified as a PADI Rescue Diver (or equivalent)
- ** Have the Emergency First Response diploma (or equivalent)
- ** Submit documentation of qualifying certifications
- *** Submit medical declaration signed by a physician

Practical application

THIS ARE SOME EXERCISE OF THE DIVEMASTER TRAINING



Knowledge Reviews:

To begin your journey, you will independently study the Divemaster Manual and watch the Divemaster video. It is important to complete all the knowledge reviews in the Divemaster Manual. If you come across any unclear points, one of our experienced PADI Instructors will gladly explain them to you. Please don't hesitate to ask questions – our team is here to assist you!

Theory and Divemaster Final Exam:

Throughout your internship, you will dedicate time to self-study in preparation for the final exam. This involves going through the Divemaster Manual, the Encyclopedia of Recreational Diving, and the Scuba Tune-up guidebook. You will have a theory session with one of our instructors to review the nine chapters of the Divemaster Manual. Following that, you will assess your knowledge with a mock exam before taking the final exam, which consists of 120 questions. Your instructor will correct the exam and explain any mistakes you may have made. The minimum passing score is 75%. However, don't worry if you don't pass on your first attempt – you will have a second chance with the exam B ;)

Emergency Plan:

Learning how to create an Emergency Assistance plan is a crucial aspect of your training. This plan includes vital information for responding to a diving accident or injury, such as how to react, who to call, evacuation procedures, and where to go. After receiving detailed explanations from your instructor, you will be tasked with creating your own emergency plan for a designated dive site. You have the freedom to manage your time as long as the job is completed and submitted before the end of your training.

Skills Demonstration:

The skills demonstration workshop is a crucial component of your internship, as one of the primary responsibilities of a Divemaster is to assist instructors during confined and open water training sessions. With the guidance of your instructor, you will have the opportunity to showcase proficiency in all 24 Open Water skills. The ultimate goal is to demonstrate each skill perfectly and efficiently to an Open Water student. You will have two pool sessions to practice these skills under the supervision of our experienced instructors. They will provide dedicated training, and afterward, you will be evaluated based on your skills demonstration.

Diver Rescue Demonstration (Exercise 7):

During your training, you will practice the demonstration of Exercise 7 from the Rescue Diver Course until you have mastered it. This exercise focuses on responding to an unresponsive, non-breathing diver at the surface. You will learn the necessary steps to react in such a situation, both with and without the use of a pocket mask.

Mapping Project:

As part of this course, you will work with a buddy to create a detailed map of a diving site. Additionally, you will need to submit a file to your instructor to verify your mastery of the knowledge required. While instructors will provide guidance throughout the project, you may also reference the Divemaster manual.

Guiding and Briefing:

Guiding and briefing skills are the second most important aspect of your training, as a Divemaster's primary role is to guide certified divers. You will need to develop the ability to deliver clear, comprehensive, and accurate dive site briefings. Prior to this, you will have already dived on the site with one of our experienced guides or instructors. Under the direct supervision of our instructors, you will have the opportunity to guide a group of certified divers while strictly adhering to safety protocols and ensuring their maximum comfort and enjoyment during the dive. Throughout your internship, you will have the chance to take care of guests at least twice, from their arrival at the Diving Center until their departure, always under the direct supervision of one of our Instructors. Please note that a dive computer and a surface marker buoy (SMB) are essential for your training and are available for rent or purchase at Dragon Dive Komodo.

Water Skills Development

During our pool sessions, we will focus on developing your water skills. The following activities will be included:

- 1. Nonstop 400 meters/yards swim:** You will showcase your swimming abilities without any aids. This exercise aims to improve your endurance and stamina.
- 2. Treading water and other techniques:** You will learn essential water survival skills such as treading water, drown-proofing, bobbing, and floating without any aids. During the last two minutes, you will maintain these techniques for 15 minutes, with only your hands (not arms) out of the water.
- 3. Face-down swimming with mask, snorkel, and fins:** You will practice swimming 800 meters/yards continuously while maintaining a face-down position. This exercise will help you improve your underwater navigation skills and comfort level.
- 4. Diver towing or pushing:** You will demonstrate your ability to tow or push a diver for 100 meters/yards on the water's surface without any assistance. Both divers will be fully equipped with scuba gear.
- 5. Equipment exchange in confined water:** You will learn and practice the proper technique for exchanging equipment in a confined water setting. This skill is crucial for safety and teamwork during diving.

Throughout these activities, our experienced instructors will guide you, provide feedback, and ensure a friendly and supportive learning environment. We believe that by mastering these water skills, you will become a more confident and capable diver.

Reactivating Workshop Program

Learning the technique of inflating a Surface Marker Buoy (SMB) is crucial for the safety of both the divers you will guide and yourself. That's why it is essential to consistently practice this skill during your training.

SMB Training:

Mastering the art of inflating a Surface Marker Buoy (SMB) is vital for ensuring the safety of the divers under your guidance, as well as your own safety. Therefore, it is necessary to continually practice this skill during your training sessions.

Following the Introduction Dive (Discover Scuba Diver):

This activity spans a day and involves shadowing an Introduction diver. You will assist an instructor with equipment setup, briefing, pool session, and the actual dive in the ocean. You will be placed in realistic situations, assuming the responsibility of a customer (maximum two customers per Divemaster/Instructor), while always being under the direct supervision of an instructor who will evaluate your performance.

Following the OWD course:

This follows a similar structure to the Discover Scuba Diver (DSD) experience, with the exception that it extends over three days, allowing you to undergo comprehensive training as an Open Water diver. You may be required to demonstrate certain skills, always under the direct supervision of your instructor.

Search & Recovery:

You will learn how to develop an underwater search plan, effectively use a compass and a lift bag, and practice various search and recovery scenarios.

Discover Scuba Diving Workshop:

This workshop will equip you with the knowledge and skills necessary to conduct briefings for Introduction Divers. You will learn how to behave, which skills to demonstrate, and how to recognize and correct problems that may arise during the experience. You will also have the opportunity to practice these skills in a pool setting, where your performance will be evaluated.

By making these revisions, the text becomes more friendly and approachable while still conveying the necessary information.



The PRICE LIST

START UP

Padi Divemaster course

~~€2790~~ € **2450**

- ✓ PADI Advanced Open Water Course
- ✓ PADI Rescue Course
- ✓ EFR Course
- ✓ Divemaster
- ✓ Logbook
- ✓ PADI Certification

Breakfast & Dinner, Crew Pack and equipment for the training are not included

MOVE UP

Padi Divemaster course

~~€2400~~ € **2000**

- ✓ PADI Rescue Course
- ✓ EFR Course
- ✓ Divemaster
- ✓ Logbook
- ✓ PADI Certification

Breakfast & Dinner, Crew Pack and equipment for the training are not included

POPULAR

GOPRO DIVEMASTER

Padi Divemaster course

~~€1800~~ € **1550**

- ✓ Divemaster
- ✓ Logbook
- ✓ PADI Certification

Breakfast & Dinner, Crew Pack and equipment for the training are not included



What is included in our offer:

“BEING WELL TRAINED IN A FRIENDLY AND PROFESSIONAL ENVIRONMENT BY OUR TEAM OF INSTRUCTORS ”

Inclusions:

- Complimentary training in Deep and Nitrox Specialty (certification not included)
- Free fun dives throughout your entire course
- Discounted accommodation at DDK
- Breakfast and lunch provided on our boat during diving day
- Park fees included

Exclusions:


Tourist Visa or Social Budaya Visa
Transportation from your home to Labuan Bajo, as well as dinner and drinks.

*You don't know what a snorkel test is?
Okay! so don't worry! You risk having the best
« A » night of your life!*

Equipment will be provided until you acquire your own.

At DDK, we pride ourselves on being a part of the DDK Family and offering top-notch training in a friendly and professional environment. Our team of instructors comes from diverse backgrounds and nationalities.

Upon obtaining your Divemaster (DM) certification, get ready for an unforgettable Snorkel Test experience!



WHO ARE WE ?

“THE ONLY INTERNATIONAL PADI 5* IDC OF THE ISLAND OF KOMODO ”

Welcome to Dragon Dive Komodo, where we have turned our dream of creating an extraordinary scuba diving experience in one of the most awe-inspiring locations on Earth into a reality. Our dedicated team shares a common goal: providing our guests with comfort, safety, and unforgettable diving adventures.

Located in the remarkable scuba diving destination of Komodo, Dragon Dive Komodo is the culmination of a decade of dedication and practice. We have established a scuba diving resort with a team of highly competent, experienced, and professional divers.

Our story is unique and extraordinary. As former colleagues in Indonesia, we explored Labuan Bajo and the magnificent dive sites around Komodo, leading us to establish our Dive Resort. At our resort, we offer comfortable rooms, a spacious swimming pool for relaxation (because we believe in more than just an aquarium experience), and a strong emphasis on quality and safety in our scuba diving center. We are also proud to be an Eco Dive Resort, implementing environmentally-friendly practices such as a bio septic tank, tropical gardens, and a commitment to reducing paper and plastic usage. Our smoke-free rooms, absence of chemical fragrances, and use of organic soap and shampoo provided by the resort further demonstrate our dedication to sustainability.

At Dragon Dive Komodo, our management consists of two main structures: the on-site operations in Labuan Bajo, responsible for guest relations, services, and scuba diving activities.

Join us for an exceptional diving experience, where passion, expertise, and a commitment to the environment come together to create memories that will last a lifetime.

In addition to our on-site operations in Labuan Bajo, we have a dedicated administrative team responsible for overseeing general law and regulations, financial management, human resources, insurance, and indirect marketing with guests and tour operators. We have meticulously taken care of these crucial aspects to guarantee a seamless and enjoyable experience for you.

We are excitedly awaiting your arrival at Dragon Dive Komodo, ready to create unforgettable moments together.

See you soon at Dragon Dive Komodo!

Best regards,
Kevin & William



Why choose us for your Divemaster Training?

1. Attractive location: Our training takes place in the stunning setting of Komodo, offering incredible diving opportunities and breathtaking underwater scenery.

2. Full integration as a team member: As part of our program, you will be fully integrated into our dive shop team. We value your contribution and provide you with a sense of belonging throughout your training.

3. Responsibility and trust: During your Divemaster Training (DMT), we believe in giving you meaningful responsibilities. You will have the opportunity to actively participate in the daily operations of the dive shop, gaining valuable experience and building confidence.

4. More than just an internship: Our Divemaster Training goes beyond a typical internship. We prioritize your growth and development as a dive professional, offering comprehensive training and guidance to help you become a skilled and confident Divemaster.

5. Staff-student ratio: We maintain a favorable staff-student ratio to ensure personalized attention and effective mentoring throughout your training. Our experienced and dedicated instructors will be there to support and guide you every step of the way. Join us for an unforgettable Divemaster Training experience, where you'll receive hands-on experience, personal growth, and the opportunity to dive in one of the most incredible locations on the planet.

We look forward to diving with you!

Best regards, The Dragon Dive Komodo Team

How to move
around? Walking
or scooter!
Labuan Bajo is a
small town!

**very
IMPORTANT:
You should start
the extension
procedure 15
days before
your visa
expires.**

Which documents do you need to bring?

Upon arrival, you will be required to provide us with a medical certificate from a doctor, certifying your health and ability to engage in diving activities. Please ensure that you have this document ready before commencing any diving activities with us.

What are the dining options?

In Labuan Bajo, you can find local and affordable food options, typically priced at around \$4 to \$5 per meal (excluding alcohol). We are more than happy to recommend the best places to eat in the area. Additionally, Dragon Dive Komodo has its own restaurant where you can enjoy daily meals.

Do I need a Visa?

To enter Indonesia, please ensure that your passport is valid for at least six months beyond your planned departure date.

For a tourist visa, you can obtain a Visa On Arrival (VOA) at Denpasar airport for \$35, which allows for a one-month stay. If needed, you can extend this visa for an additional month for approximately \$75. We can assist you with the extension process.

Alternatively, you can apply for a two-month tourist visa (Visa #211) at the Indonesian Embassy in your home country. We recommend contacting the Indonesian Embassy for detailed information regarding visa application procedures.

If necessary, we can provide you with an invitation letter stating that you will be undertaking a one or two-month Divemaster Internship with us.

Should you have any further questions or require additional assistance, please don't hesitate to reach out to us.

When and how do I make payment?

Once you have confirmed all the details, we will kindly request a down payment of 50% of the total amount to secure your booking. The remaining balance can be paid upon your arrival at our office.

We offer multiple payment options for your convenience. You can choose to pay with a Credit Card, Visa, or MasterCard, with a small additional bank fee of 3%. Alternatively, you may pay in cash using either USD or Rupiah, and we will apply the buying Banking Rate USD of our Bank for conversion.

Please note that all the inclusions listed in our prices are transparent, so there won't be any surprises. We aim to provide you with a smooth and enjoyable experience.

If you have any further questions regarding the payment process or any other concerns, please feel free to contact us. We're here to assist you.

Do not hesitate to contact us on :

diving@dragondivekomodo.com OR



If you have any question, we will be happy
to answer you :)

See you soon!

DDK TEAM

www.dragondivekomodo.com



**DRAGON DIVE
KOMODO**